

Versatile and adaptable.

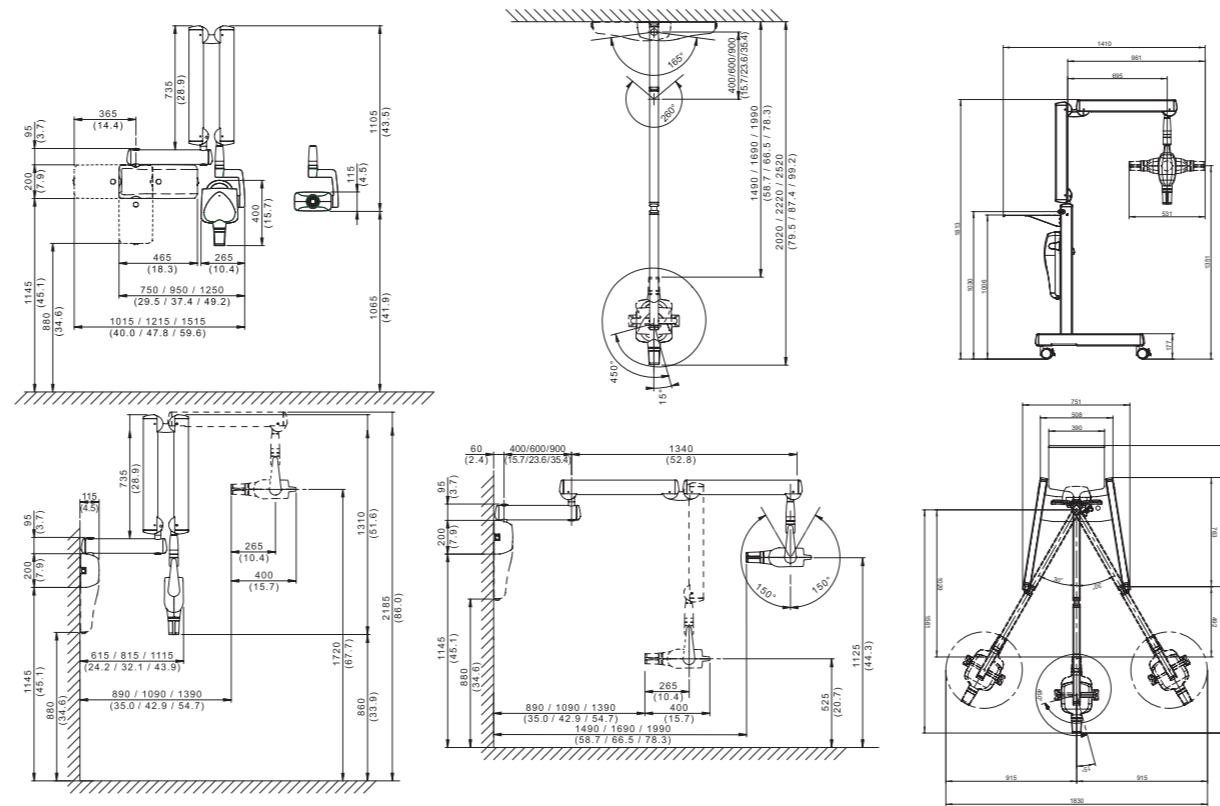
Wall-mounted with variable positions or in a mobile cart-mounted version (to be shared among multiple workstations), RXDC is extremely versatile and easily adapts to all your working needs.
MyRay, just right for you.



TECHNICAL DATA

Generator	Constant potential, microprocessor-controlled
Working frequency	145 - 230 KHz with self-adjustment (typically 175 KHz)
Focal spot	0.4 mm (IEC 336)
Total filtration	2.0 mm Al @ 70 kV
Anode current	4 / 8 mA
Voltage at X-ray tube	60 / 65 / 70 kV (*)
Exposure times	0.020 – 1.000 seconds, R'10 and R'20 scale
Source-skin distance	20 and 30 cm
Irradiated field	Ø 55 mm and Ø 60 mm round
Additional collimators	35 x 45 mm rectangular, 31 x 41 mm and 22 x 35 mm, for sensors size 2 and size 1
Power supply	50/60 Hz, 115-120 V AC ±10% or 230-240 V AC ±10%
Duty Cycle	Continuous operation with self-adjustment up to 1s/80s total
Arms (for Standard version only)	Available in 3 lengths: 40 cm – 60 cm – 90 cm
Max. arm extension	230 cm, from wall
Certification	CE 0051, FDA approved
Versions	Standard (wall mounted) or Mobile (on portable cart)

(*) values depend on the country where the product is marketed.



www.my-ray.com

Plant - Via Bicocca, 14/c - 40026 Imola - Bo (Italy) tel. +39 0542 653441 - fax +39 0542 653555

Head Quarter - Cefla s.c. Via Selice Provinciale, 23/a - 40026 Imola - Bo (Italy) tel. +39 0542 653111 - fax +39 0542 653344

Cefla North America, Inc. - 6125 Harris Technology Blvd. Charlotte, NC 28269 - U.S.A. Toll Free: (+1) 800.416.3078 Fax: (+1) 704.631.4609

Data may be subject to change without notice. 11/2017 MRXDGB171500

According to the regulations in force, some products and/or features may have different availability and characteristics in areas outside of the European Union. Please contact your local distributor.



RXDC
High frequency
X-ray unit

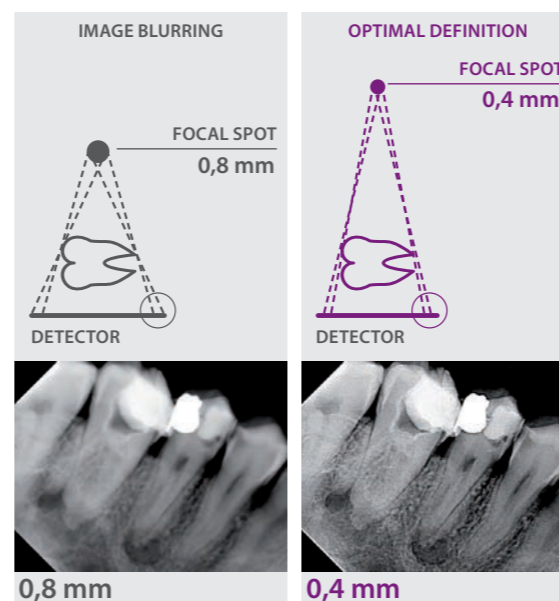




MAXIMUM PRECISION
Focal spot 0.4 mm
and power 70 kV, 8 mA

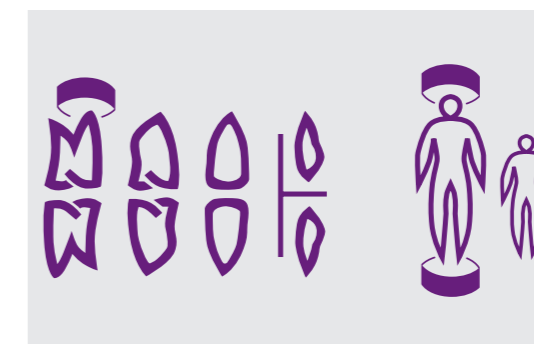
Highest quality with lowest exposure.

Always-sharp images, versatility and meticulous attention to patient health. With RXDC you get the best DC technology with the lowest X-ray dose.



The constant potential high frequency generator (DC) provides sharp images with the very highest level of detail. Compared to AC systems, they also reduce exposure times and the amount of harmful radiation by containing the dose administered to the patient. A focal spot of just 0.4 mm - one of the smallest available - ensures images are always sharp and of the highest quality.

High definition real-time imaging.



IMMEDIATE CONFIGURATION
Multi-Mode automatic exposure parameter modulation always ensures optimal time and power selection. Parameters are, in fact, adjusted automatically according to patient build and the region under investigation.



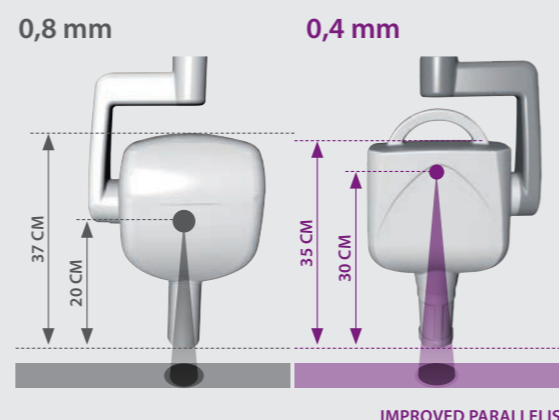
MINIMUM IRRADIATION
Attention to patient health is meticulous thanks to the constant potential DC generator with adjustable power (from 8 to 4 mA). Moreover, rectangular collimators can be used: these reduce the irradiated body area and thus lower the dose received by the patient.



OPTIMAL ERGONOMICS
The ergonomic handle is designed to maximise grip comfort and ensure easy, stable positioning of arms and tube head. A protractor with a graduated scale allows optimal repositioning of the tube head.



ALWAYS THE BEST ACQUISITION PROGRAMME
Sharp images with simple and immediate configuration. The controller has two settings with which to select the programme most suitable for optimal X-ray image capture. The large display lets users monitor the temperature of the head tube which, thanks to the dynamic duty cycle, allows sequential exposure.≠



PRECISION DIAGNOSTICS
Superb image definition: sharp edges and excellent detail. An embedded collimator cone gives a source-to-skin distance of 30 cm. This increases X-ray parallelism, providing more precise images, lower doses and ensuring greater attention to patient health. RXDC offers maximum flexibility and optimum X-ray quality whatever the type of sensor connected.



SIMPLE INSTALLATION, VERSATILITY, RELIABILITY
RXDC provides outstanding adaptability and simplicity of installation thanks to extruded aluminium arms with an integrated self-balancing system that can be pointed in 6 directions - available in lengths of 40 cm, 60 cm and 90 cm. All parts are made from materials of only the finest quality to minimise maintenance costs and reduce the risk of accidental vibration during acquisition.